

COMPUMEDICS LIMITED

(ACN 006 854 897)

ASX Half-year information 31 December 2016

Lodged with the ASX under Listing Rule 4.2A.3

This information should be read in conjunction with the 30 June 2016 Annual Report.

Contents

Results for Announcement to the Market <i>(Appendix 4D item 2)</i>	2
Half-year report <i>(ASX Listing rule 4.2A1)</i>	5
Supplementary Appendix 4D Information	23

Compumedics Limited
Half-year ended 31 December 2016

(Previous corresponding period:
Half-year ended 31 December 2015)

Results for Announcement to the Market

				\$'000
Revenue from continuing operations (Appendix 4D item 2.1)		Down 7% or \$1,167k	to	16,191
Profit before interest and tax (A\$'000)		Down 71% or \$1,166k	to	483
Profit after tax attributable to members (Appendix 4D item 2.2)		Down 88% or \$1,637k	to	226
Net Profit for the period attributable to members (Appendix 4D item 2.3)		Down 88% or \$1,637k	to	226

Dividends/distributions (Appendix 4D item 2.4)	Amount per security	Franked amount per security
Final dividend (prior year)	n/a	n/a

Record date for determining entitlements to the
dividend
(Appendix 4D item 2.5)

n/a

No interim dividend has been declared

Explanation of Revenue (Appendix 4D item 2.6)

The Company generated \$16.2m in revenues from the sale of goods and services, which was 7% lower than the prior corresponding half-year period (pcp). At 31 December 2016, the Company was holding \$3.0m in sales orders to ship, down from \$5.0m at 30 June 2016.

Revenues shipped and invoiced for the six-month period to 31 December 2016 were lower than the pcp due to the following factors:

- 1 Sales in Asia, and in particular China were very strong, but were offset by lower sales out of the US, Europe and the DWL business. In both the US and DWL, business that was expected to be booked, \$2m and \$1m respectively, in December was not. This did not become apparent until late in the month of December. That business has not been lost, just not received in the time frame anticipated. Some of that business (\$1.0m) has subsequently been received.
- 2 Other parts of the Company, including Australia, the Middle East and Latin America performed in accordance with plan.

Explanation of Profit after tax *(Appendix 4D item 2.6)*

Profit after tax for the half-year to 31 December 2016 was \$0.2m compared to \$1.9m for the prior corresponding half-year.

The decline in the profitability of the Company over the pcg was primarily a result of the short fall in sales and shipments, and some increased expenses associated with the new growth initiatives. These were offset by improvements in gross margins.

The Company remains committed to its strategic growth plans, whilst at the same time improving productivity and efficiency throughout the business in order to continue to generate consistent and growing profits.

Explanation of Dividends *(Appendix 4D item 2.6)*

No dividends were declared or paid in the period.

Net Tangible Asset (NTA) Backing *(Appendix 4D item 3)*

	2016	2015
Net tangible asset backing per ordinary share	9.2 cents	6.2 cents

Net tangible assets of \$16.139m divided by issued ordinary shares of 177.163m = 9.2 cents per share

Compumedics Limited

Half-year report – 31 December 2016

Contents	Page
Directors' Report	5
Auditor's independence declaration	8
Interim financial report	
Consolidated statement of profit or loss and other comprehensive income	9
Consolidated statement of financial position	11
Consolidated statement of changes in equity	12
Consolidated statement of cash flows	13
Notes to the financial statements for the half-year ended 31 December 2016	14
Directors' declaration	20
Independent auditor's review report	21
Supplementary Appendix 4D information	23

This interim financial report does not include all the notes of the type normally included in an annual financial report. Accordingly, this report is to be read in conjunction with the annual report for the year ended 30 June 2016 and any public announcements made by Compumedics Limited during the interim reporting period in accordance with the continuous disclosure requirements of the *Corporations Act 2001* and Australian Stock Exchange Listing Rules.

Directors' Report

Interim Report – 31 December 2016

Your directors present their report on the consolidated entity consisting of Compumedics Limited and the entities it controlled at the end of and during the half-year ended 31 December 2016.

Directors

The following persons were directors of Compumedics Limited during the whole of the half-year and up to the date of this report, unless otherwise stated.

Dr. D. Burton
Mr. A. Anderson
Mr. D. Lawson

Review of Operations

A summary of consolidated revenues and results for the half-year is set out below:

	6 months ended Dec 2016	6 months ended Dec 2015
Revenues from continuing operations (A\$'000)	16,191	17,358
Profit before interest, and tax (A\$'000)	483	1,649
Profit for the half-year (A\$'000)	226	1,863
Basic earnings per share (cents)	0.1	1.1
Diluted earnings per share (cents)	0.1	1.1

Business / Product Group Performance

Group net profit after tax for the half-year to 31 December 2016 was \$0.2m compared to \$1.9m in the prior corresponding half-year. The result reflects lower sales-orders and shipments, offset by some efficiency gains and investment in the new strategic growth initiatives being MEG and eHealth. The Group also booked a net deferred tax asset of \$0.5m at 31 December 2015, which was not repeated in the current half year.

The Group continues to focus on the identified growth opportunities and will pursue these in conjunction with productivity gains and cost reductions in order to continue to grow the earnings of the Group.

The Group's key financial metrics over the half-year to 31 December 2016 included:

- EBITDA for the half year to 31 December 2016 was \$1.2m compared to \$2.4m in the prior corresponding period.
- Operating cash flows were positive \$1.5m for the half-year to 31 December 2016, compared to negative \$(0.4)m in the half-year to 31 December 2015.
- Borrowings, at 31 December 2016, of \$1.0 million were down significantly when compared to the \$2.6m of borrowings at 30th June 2016.
- Cash on hand at 31 December 2016 was \$5.7m, which compared to the balance at 30th June 2016 at \$3.1m, reflecting the capital raise completed September 2016, strong operating cash flow over the half year ended 31 December 2016, together with the significant repayment of debt in the same period.

Explanation of non-IFRS measures of performance

	31 Dec 2016	31 Dec 2015
	\$'000	\$'000
Profit after tax	226	1,863
Tax expense / (benefit)	80	(477)
Interest expense	177	263
Earnings before interest and tax (EBIT)	483	1,649
Depreciation	108	113
Amortisation	560	596
Earnings before interest, tax, depreciation and amortisation (EBITDA)	1,151	2,358

The Group's financial results are reported under International Financial Reporting Standards (IFRS). This market release also contains non-IFRS measures including EBITDA, EBIT and constant currency. These measures are presented to enable an understanding of the performance of the business before funding, taxation and the treatment of assets is taken into consideration and to review the performance of the business excluding foreign currency movements. The table above explains how EBITDA and EBIT have been calculated.

Events subsequent to reporting date

There are no matters subsequent to half-year end that would materially impact the financial information provided.

Auditor's Independence Declaration

A copy of the auditor's independence declaration as required under section 307C of the *Corporations Act 2001* is set out on page 8.

Rounding of amounts

Compumedics Limited is a type of company referred to in ASIC Corporations (Rounding in Financial/Directors' Reports) Instrument 2016/191 and therefore the amounts contained in this report and in the financial report have been rounded to the nearest \$1,000, or in certain cases, to the nearest dollar.

This report is made in accordance with a resolution of the directors.

A handwritten signature in black ink, appearing to read 'D. Burton', with a stylized flourish at the end.


D. Burton
Executive Chairman

Melbourne
28 February 2017

**AUDITOR'S INDEPENDENCE DECLARATION UNDER SECTION 307C OF THE
CORPORATIONS ACT 2001 TO THE DIRECTORS OF COMPUMEDICS LIMITED**

I declare that, to the best of my knowledge and belief, during the half-year ended 31 December 2016 there have been:

- a. no contraventions of the auditor independence requirements as set out in the *Corporations Act 2001* in relation to the review, and
- b. no contraventions of any applicable code of professional conduct in relation to the review.

**Nexia Melbourne Audit Pty Ltd****Geoff S. Parker**
Director

Melbourne
Dated this 28 day of FEBRUARY 2017

Compumedics Limited
Consolidated statement of profit or loss and other
comprehensive income
for the half-year ended 31 December 2016

	Notes	Half-year 2016 \$'000	Half-year 2015 \$'000
Sale of goods		14,517	15,778
Rendering of services		1,674	1,580
Revenue		16,191	17,358
Cost of sales		(7,394)	(7,755)
Gross profit		8,797	9,603
Other revenue		303	352
Administration		(2,521)	(2,699)
Sales & Marketing		(3,014)	(2,880)
Research & Development		(3,109)	(2,815)
Unrealised foreign exchange gain / (loss)		27	88
Finance costs		(177)	(263)
Profit before income tax		306	1,386
Income tax revenue/(expense)		(80)	477
Profit after income tax		226	1,863
Net profit for the period		226	1,863
Other comprehensive income			
Items that may be subsequently reclassified to Profit or Loss when specific conditions are met:			
Foreign currency translation		(13)	38
TOTAL COMPREHENSIVE INCOME FOR THE PERIOD		213	1,901

The above statement of profit or loss and other comprehensive income should be read in conjunction with the accompanying notes.

Compumedics Limited
Consolidated statement of profit or loss and
comprehensive income
for the half-year ended 31 December 2016

	Notes	Half-year 2016 \$'000	Half-year 2015 \$'000
Earnings per share for profit attributable to the ordinary equity holders of the parent:		Cents	Cents
Basic earnings per share		0.1	1.1
Diluted earnings per share		0.1	1.1

The above statement of profit or loss and other comprehensive income should be read in conjunction with the accompanying notes

Compumedics Limited
Consolidated statement of financial position
as at 31 December 2016

	Notes	31 Dec 2016 \$'000	30 June 2016 \$'000
ASSETS			
Current assets			
Cash and cash equivalents	4	5,721	3,066
Trade and other receivables		10,861	12,790
Inventories		7,121	6,510
Total current assets		23,703	22,366
Non-current assets			
Deferred tax asset		457	515
Property, plant and equipment		793	832
Intangible assets	3	2,446	2,410
Total non-current assets		3,696	3,757
Total assets		27,399	26,123
LIABILITIES			
Current Liabilities			
Trade and other payables		3,022	4,122
Interest bearing liabilities	4	981	2,566
Provisions		2,737	2,762
Deferred revenues		1,278	1,669
Income tax payable		3	49
Total current liabilities		8,021	11,168
Non-current liabilities			
Interest bearing liabilities	4	8	11
Provisions		15	8
Deferred revenues		313	340
Total non-current liabilities		336	359
Total liabilities		8,357	11,527
Net assets		19,042	14,596
EQUITY			
Contributed equity		35,653	31,420
Reserves		(668)	(655)
Retained earnings / (losses)		(15,943)	(16,169)
Total equity		19,042	14,596

The above statement of financial position should be read in conjunction with the accompanying notes.

Compumedics Limited
Consolidated statement of changes
in equity for the half-year
ended 31 December 2016

	Contributed equity \$,000	Reserves \$,000	Retained earnings/ (losses) \$,000	Total \$'000
Balance at 1 July 2015	31,269	(559)	(19,442)	11,268
Profit for the period	-	-	1,863	1,863
Other comprehensive income / (loss)	-	38	-	38
Total comprehensive income / (loss) for the half year	-	38	1,863	1,901
Transactions with owners in their capacity as owners:				
Shares issued during the period	100	-	-	100
Balance at 31 December 2015	31,369	(521)	(17,579)	13,269
Balance at 1 July 2016	31,420	(655)	(16,169)	14,596
Profit for the period			226	226
Other comprehensive income / (loss)		(13)		(13)
Total comprehensive income / (loss) for the half year		(13)	226	213
Transactions with owners in their capacity as owners:				
Shares issued during the period	4,233			4,233
Balance at 31 December 2016	35,653	(668)	(15,943)	19,042

The above consolidated statement of changes in equity should be read in conjunction with the accompanying notes.

Compumedics Limited
Consolidated statement of cash flows
for the half-year ended 31 December 2016

	Notes	Half-year 2016 \$'000	Half-year 2015 \$'000
Cash flows from operating activities			
Receipts from customers (inclusive of goods and services tax)		17,985	18,149
Payments to suppliers and employees (inclusive of goods and services tax)		(16,592)	(18,593)
Receipts from other income		303	352
Income tax paid		(47)	(11)
Interest paid (net of interest received)		(163)	(263)
Net cash (outflow) from operating activities		1,486	(366)
Cash flows from investing activities			
Purchase of property, plant and equipment		(67)	(136)
Purchase of intangible assets		(597)	(364)
Net cash (outflow) from investing activities		(664)	(500)
Cash flows from financing activities			
Contributed equity		4,233	100
Repayments of finance leases		-	(11)
Proceeds from borrowings		-	1,560
Repayment of borrowings		(2,168)	(1,513)
Net cash (outflow) from financing activities		2,065	136
Net increase/(decrease) in cash held		2,887	(730)
Cash and cash equivalents at the beginning of the period		1,919	1,350
Net foreign exchange differences		40	102
Cash and cash equivalents at the end of the period	4	4,846	721

The above consolidated statement of cash flows should be read in conjunction with the accompanying notes.

Compumedics Limited
Notes to the financial statements
for the half-year ended 31 December 2016

1 Basis of preparation and accounting policies

(a) Basis of preparation

The general purpose condensed financial report for the half-year ended 31 December 2016 has been prepared in accordance with AASB 134 *Interim Financial Reporting* and the *Corporations Act 2001*.

This half-year financial report does not include all the notes of the type normally included within the annual financial report. Accordingly, this report is to be read in conjunction with the annual report for the year ended 30 June 2016 and any public announcements made by Compumedics Limited during the interim reporting period in accordance with the continuous disclosure requirements of the *Corporations Act 2001* and Australian Stock Exchange Listing Rules.

The accounting policies adopted for the interim condensed consolidated financial statements are consistent with those followed for the preparation of the Group's annual financial statements for the year ended 30 June 2016, and other standards issued as of 1 July 2016 do not have a significant impact on the consolidated financial statements of Compumedics Limited.

The Group has not elected to early adopt any other new standards, amendments or interpretations that are issued but not yet effective.

(b) Going Concern assumption

During the half-year ended 31 December 2016, the Group generated a profit after tax of \$0.2m and positive cash flows from operations of \$1.5m. In the corresponding prior half-year the Group generated a profit after tax of \$1.9m and had negative cash flows from operations of \$0.4m.

The Group raised \$4.2m, net of costs, in the six months to 31 December 2016 and its net cash position at 31 December 2016 was \$4.8m, having repaid \$1.6m in borrowings.

As such, the Directors have prepared the financial statements on a going-concern basis.

Compumedics Limited
Notes to the consolidated financial statements
for the half-year ended 31 December 2016

Note 2. Operating segment

Identification of reportable segments

The Group has identified its operating segments based on the internal reports, which are produced by geographical segment and which are reviewed and used by the chief operating decision maker, being the Chief Executive Officer and Chief Financial Officer, in assessing performance and in determining the allocation of resources.

The operating segments are identified by management based on the country of origin and the senior managers who are responsible for the performance of the business in that geographic territory, the type of product and service provided and whether the product is sold directly to end-user customers or via distributors.

The reportable segments are based on geographic territory as these are the sources of the Group's major risks and have the most effect on rates of return.

Geographic locations

Americas

The Group's Americas based business includes, the United States, Canada and Latin America. The Group sells all of its product offerings in this region including sleep diagnostic systems, clinical EEG systems, brain monitoring systems, ultrasonic blood-flow systems, supplies and technical service and support. The USA business also includes the sleep diagnostic services business. Sales in the Americas are predominantly direct sales to end-user customers. The USA office is based in Charlotte, North Carolina.

Australia and Asia Pacific

The Group's head office is based in Melbourne, Australia and the Australia and Asia Pacific territory includes all countries in the Asia Pacific region with major countries for the territory including Japan and China. The Group sells all of its product offerings in this region including sleep diagnostic systems, clinical EEG systems, brain monitoring systems, ultrasonic blood-flow systems, supplies and technical service and support. The group sells directly to end-user customers in Australia and via a network of distributors into the Asian region.

Europe and the Middle East

The Group's Europe-based business has its principal office in Singen, Germany with a second office in Hamburg, Germany. The European territory includes all countries in the European region, plus all Middle Eastern countries. The Group sells all of its product offerings in this region

Compumedics Limited
Notes to the consolidated financial statements
for the half-year ended 31 December 2016

Note 2. Operating segment (continued)

including sleep diagnostic systems, clinical EEG systems, brain monitoring systems, ultrasonic blood-flow systems, supplies and technical service and support. The Group sells its ultrasonic blood-flow systems directly in Germany and all other products are sold via a network of distributors across the territory.

The following table represents revenue and profit information for reportable segments for the half-years ended 31 December 2016 and 31 December 2015.

Half-year ended 31 December 2016

	Continuing operations				
	Australia and Asia				
	USA	Pacific	Europe	Other	Total
	\$'000	\$'000	\$'000	\$'000	\$'000
Revenue					
Sales to external customers	4,794	8,732	2,665	-	16,191
Intersegment sales	317	1,691	52	-	2,060
Other intersegment revenue	-	-	-	-	-
Total segment revenue	5,111	10,423	2,717	-	18,251
Intersegment elimination	(317)	(1,691)	(52)	-	(2,060)
Total revenue	4,794	8,732	2,665	-	16,191
 Segment Result	 (406)	 1,872	 (315)	 -	 1,151
Other income					
Depreciation and amortisation	(31)	(462)	(175)	-	(668)
Finance costs	(37)	(131)	(9)	-	(177)
Net profit or loss before income tax per the statement of profit or loss and other comprehensive income	(474)	1,279	(499)	-	306
 Segment Assets	 4,179	 43,080	 6,559	 -	 53,818
Intersegment eliminations	(10)	(26,316)	(93)	-	(26,419)
Total assets per the Statement of Financial Position	4,169	16,764	6,466	-	27,399

Compumedics Limited
Notes to the consolidated financial statements
for the half-year ended 31 December 2016

Half-year ended 31 December 2015

	Continuing operations				
	USA	Australia and Asia Pacific	Europe	Other	Total
	\$'000	\$'000	\$'000	\$'000	\$'000
Revenue					
Sales to external customers	5,341	7,835	4,182	-	17,358
Intersegment sales	344	1,551	-	-	1,895
Other intersegment revenue	-	44	-	-	44
Total segment revenue	5,685	9,430	4,182	-	19,297
Intersegment elimination	(344)	(1,595)	-	-	(1,939)
Total revenue	5,341	7,835	4,182	-	17,358
Segment Result	109	982	1,267	-	2,358
Other income					
Depreciation and amortisation	(14)	(497)	(198)		(709)
Finance costs	(40)	(210)	(13)		(263)
Net profit or loss before income tax per the statement of profit or loss and other comprehensive income	55	275	1,056		1,386
Segment assets	4,465	37,761	6,202	-	48,428
Intersegment eliminations	(7)	(26,052)	(65)	-	(26,124)
Total assets per the Statement of Financial Position	4,458	11,709	6,137	-	22,304

Compumedics Limited
Notes to the consolidated financial statements
for the half-year ended 31 December 2016

Note 3. Intangible assets

	31 Dec 16 \$'000	30 Jun 16 \$'000
Intangible asset	2,446	2,410

Intangible assets comprise capitalised development costs associated with the SomniLink® SPAP® sleep-treatment device as well as the new MEG project. No development costs were capitalised in the half-year to 31 December 2016 for the SomniLink® SPAP® sleep-treatment device. \$0.5m of costs were capitalised in relation to the new MEG project in the six months to 31 December 2016. Amortisation of \$0.6k is included in the profit and loss for the six months to 31 December 2016. The SomniLink® SPAP® sleep-treatment device asset is being amortised over a period of 7 years, through to March 2017. The MEG asset will be amortised over a 10 year period commencing with the first sale, expected in H2 FY2017.

The Germany-based DWL business capitalises development costs associated with its new Multi-Dop X digital system with Colour Doppler Imaging Module. Additional costs of \$0.05m were capitalised in the current period. Sales commenced during the 2015 financial year and the intangible assets will be amortised over a 7-year period.

Note 4. Cash, Interest bearing liabilities and cash equivalents

	31 Dec 16 \$'000	30 Jun 16 \$'000
Current interest bearing liabilities	981	2,566
Non-current interest bearing liabilities	8	11
Total interest bearing liabilities	989	2,577
Current interest bearing liabilities comprise:		
Invoice financing facility / Overdraft	875	1,147
Fixed term borrowings	100	1,412
Other – lease commitments	6	7
Total current interest bearing liabilities	981	2,566
Cash and cash equivalents		
Cash	5,721	3,066
Overdraft and trade facility	(875)	(1,147)
Cash and cash equivalents	4,846	1,919

Compumedics Limited

**Notes to the consolidated financial statements
for the half-year ended 31 December 2016**

Note 4. Cash, Interest bearing liabilities and cash equivalents (continued)

Interest bearing liabilities comprise primarily an invoice financing facility provided by the Group's bank in Australia and the US, as well as an overdraft facility in DWL Germany. A fixed term loan of \$100k provided by the Groups shareholders, which will be repaid in March, together with hire purchase facilities make up the remainder of the interest bearing liabilities at 31 December 2016.

The Group reports cash flows back to cash and cash equivalents as noted in the table above, by subtracting the working-capital financing facilities from actual cash held by the Group at reporting date.

Note 5. Commitments

The Group has lease commitments relating to the offices it runs the business from in Melbourne, Charlotte, Singen, Hamburg and El Paso. The total commitments under these leases are:

Approximate lease commitments due within one year are \$843k
Approximate lease commitments due greater than one year are \$1,203k

Note 6. Events occurring after reporting date

There are no matters subsequent to half-year end that would materially impact the financial information provided.

Compumedics Limited
Directors' Declaration
for the half-year ended 31 December 2016

In accordance with a resolution of the Directors of Compumedics Limited, we state that:

In the opinion of the directors:


(a) the financial statements and notes set out on pages 9 to 19 are in accordance with the *Corporations Act 2001*, including:

(i) complying with Accounting Standard AASB 134 *Interim Financial Reporting*, the *Corporations Regulations 2001* and other mandatory professional reporting requirements; and

(ii) giving a true and fair view of the consolidated entity's financial position as at 31 December 2016 and of its performance, as represented by the results of its operations, changes in equity and its cash flows, for the half-year ended on that date; and

(b) there are reasonable grounds to believe that Compumedics Limited will be able to pay its debts as and when they become due and payable.

This declaration is made in accordance with a resolution of the directors.



David Burton
Executive Chairman

Melbourne
28 February 2017

INDEPENDENT AUDITOR'S REVIEW REPORT TO THE MEMBERS OF COMPUMEDICS LIMITED

Report on the Half-Year Financial Report

We have reviewed the accompanying half-year financial report of Compumedics Limited, which comprises the condensed consolidated statement of financial position as at 31 December 2016, the condensed consolidated statement of profit or loss and other comprehensive income, condensed consolidated statement of changes in equity and condensed consolidated statement of cash flows for the half-year ended on that date, notes comprising a summary of significant accounting policies and other explanatory information, and the directors' declaration.

Directors' Responsibility for the Half-Year Financial Report

The directors of the consolidated entity are responsible for the preparation of the half-year financial report that gives a true and fair view in accordance with Australian Accounting Standards and the *Corporations Act 2001* and for such internal control as the directors determine is necessary to enable the preparation of the half-year financial report that gives a true and fair view and is free from material misstatement, whether due to fraud or error.

Auditor's Responsibility

Our responsibility is to express a conclusion on the half-year financial report based on our review. We conducted our review in accordance with Auditing Standard on Review Engagements ASRE 2410 *Review of a Financial Report Performed by the Independent Auditor of the Entity*, in order to state whether, on the basis of the procedures described, we have become aware of any matter that makes us believe that the financial report is not in accordance with the *Corporations Act 2001* including: giving a true and fair view of the consolidated entity's financial position as at 31 December 2016 and its performance for the half-year ended on that date; and complying with Accounting Standard AASB 134: *Interim Financial Reporting* and the *Corporations Regulations 2001*. As the auditor of Compumedics Limited, ASRE 2410 requires that we comply with the ethical requirements relevant to the audit of the annual financial report.

A review of a half-year financial report consists of making enquiries, primarily of persons responsible for financial and accounting matters, and applying analytical and other review procedures. A review is substantially less in scope than an audit conducted in accordance with Australian Auditing Standards and consequently does not enable us to obtain assurance that we would become aware of all significant matters that might be identified in an audit. Accordingly, we do not express an audit opinion.

Independence

In conducting our review, we have complied with the independence requirements of the *Corporations Act 2001*. We confirm that the independence declaration required by the *Corporations Act 2001* has been provided to the directors of Compumedics Limited.

Conclusion

Based on our review, which is not an audit, we have not become aware of any matter that makes us believe that the half-year financial report of Compumedics Limited is not in accordance with the *Corporations Act 2001* including:

- a. giving a true and fair view of the consolidated entity's financial position as at 31 December 2016 and of its performance for the half-year ended on that date; and
- b. complying with Accounting Standard AASB 134 *Interim Financial Reporting* and *Corporations Regulations 2001*.


Nexia

Nexia Melbourne Audit Pty Ltd



Geoff S. Parker
Director

Melbourne
Dated this 28 day of FEBRUARY 2017



Compumedics Limited

Supplementary Appendix 4D information for the half-year ended 31 December 2016

Additional dividend/distribution information² *(Appendix 4D item 5)*

Details of dividends/distributions declared or paid during or subsequent to the year ended 31 December 2016 are as follows:

Record date	Payment date	Type	Amount per security	Total dividend	Franked amount per security	Foreign sourced dividend amount per security
N/A	N/A	N/A	N/A	N/A	N/A	N/A

Dividend/distribution reinvestment plans *(Appendix 4D item 6)*

NOT APPLICABLE

Material factors affecting the revenues and expenses of the economic entity for the current period

The major impacts to the revenues and expenses of the economic entity in the half-year to 31 December 2016 have already been disclosed elsewhere in this document.

Material factors affecting the assets, liabilities and equity of the economic entity for the current period

The major factors impacting the assets and liabilities of the Company relate to the ongoing focus of the Company on enhancing its financial performance. In this half year period as noted the movement in the Australian dollar to the US dollar and the Euro has also impacted the assets and liabilities of the Company.

Material factors affecting the cash flows of the economic entity for the current period

The major factors impacting the cash flows of the Company relate to the ongoing focus of the Company on enhancing its financial performance. In this half year period as noted the movement in the Australian dollar to the US dollar and the Euro has also impacted the assets and liabilities of the Company.