

Compumedics

vista

A COMPUMEDICS CLIENT UPDATE, ISSUE 19

**Come and see us at Booth 23 & 24
at the Australian Sleep Association,
21st Annual Scientific Meeting,
Melbourne, Australia.**

Compumedics Unwraps GRAEL at ASA 2009!

Compumedics is very excited to unveil our newest innovation, the GraeL HD-PSG/EEG amplifier in Melbourne, Australia in October 2009.

Our most technologically advanced amplifier yet, and the world's first High Definition PSG amplifier, Compumedics GraeL is available in two models: GraeL for dual-platform PSG & EEG or GraeL EEG for dedicated EEG studies.

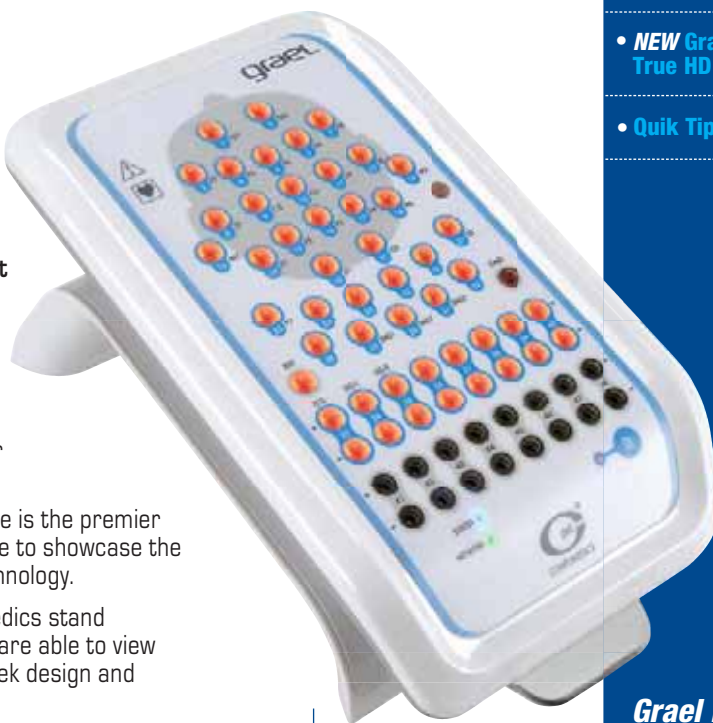
The annual Australian Sleep Association conference is the premier Sleep event in Australia, so this is the perfect venue to showcase the latest advancement in Sleep and EEG amplifier technology.

GraeL will be featured prominently at the Compumedics stand - front & centre so our customers and prospects are able to view it from every angle to be able to appreciate the sleek design and outstanding features of this product.

While GraeL will definitely be the star of the show, we will also be showcasing the Somnilink SPAP, Somté PSG and the Somté systems. There continues to be strong emerging interest in home and ambulatory studies and with four custom-configurable products available from Compumedics, we had definitely have something for everyone.

ASA 2009 will again showcase the basic fact that no other company has the commitment to be worldwide leaders in innovation, technology and customer support like Compumedics!

Come and visit us and see GraeL for yourself at booth 23 and 24 during ASA 2009.



NEW

GraeL PSG/EEG

- World's First True High-Definition PSG/EEG
- One-Box, One-Cable
- Fully Integrated AASM Signal Set

CELEBRATING



of SLEEP
DIAGNOSTICS
EXCELLENCE

1987 - 2007

INSIDE

- Build your ideal Sleep Lab - It's easy with Compumedics ②
- NEW GraeL - True HD PSG/EEG ③
- Quik Tips - Profusion PSG3 ④

For queries, please email us at marketing@compumedics.com.au



COMPUMEDICS
'Defining Life's Signals'



Building your sleep lab is as easy as...

Let us show you how.

No matter what your needs are for a sleep lab, Compumedics has everything you require to build a great facility. Whether it is a large, multi-site service, an independent two bed lab or anything in between, Compumedics has the hardware and software solutions you can rely on to run your lab efficiently, effectively and reliably. In addition, Compumedics can reliably meet any of your research needs.



1. Choose your hardware...

2. Choose your software...

3. Add some options...



Grael PSG/EEG (★)
World's First High-Definition
PSG/EEG



Somté PSG
Full PSG... Absolutely Anywhere



Siesta (★)
Revolutionary PSG & EEG
Diagnostics for a Wireless World



Safiro (★)
Diagnostic Excellence in Ambulatory
PSG & EEG



E-Series (★)
Comprehensive, Network-linked
Amplifier System for PSG & EEG



Somté
Explore Sleep ... Beat by Beat



Somnea
Sleep Explorer
... Access Respiratory Analysis



ProFusion PSG
World Class Acquisition, Review
& Analysis Software for PSG



**ProFusion neXus Lab
Management System (★)**
Complete laboratory
management system for total
patient data & laboratory control



Digital video (★)
Capture the moment, or the
entire study. Fully integrated
synchronised digital video
software with the latest
technology in data compression.



ProFusion EEG (★)
World Class Acquisition, Review
& Analysis Software for EEG.



ECGfree
Quickly and easily remove any ECG
artefact from any trace with ECGfree
technology without compromising your
raw data.




neXus Remote Access (★)
Get easy web or network access to
sleep studies from anywhere, with the
confidence of full data security



ProFusion Plus
Do more with your research data -
derive other data channels, get
spectral analysis or export to industry
standard software packages.



ProFusion SDK
Software developers kit gives full
access to raw data in ways limited only
by your imagination. It's the first choice
of Researchers worldwide.



Cardiac Analysis software
Do more with the ECG data you are
already collecting. A complete cardiac
analysis in one package.

★ - Supports EEG too

NEW Sleep Innovations only from Compumedics at the 2009 ASA.

* grael™ HD PSG

- > High Definition PSG
- > One-box, One-cable
- > Fully Integrated AASM Signal Set

True High-Definition PSG Signals

High Definition PSG

- Full PSG in **High Definition**
- 24-bit amplifier - **The first of its kind**
- DC-coupled inputs - **See what is really happening** (see right)
- Differential ECG and EMG provide unparalleled signal quality
- Calibrated flow measurement
- Respiratory impedance signal from ECG leads
- Optimised for research applications
- Exceptional noise and artifact rejection
- Exceeds all AASM Digital Specifications

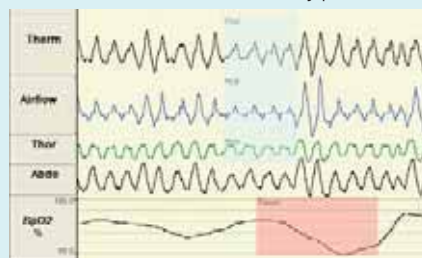
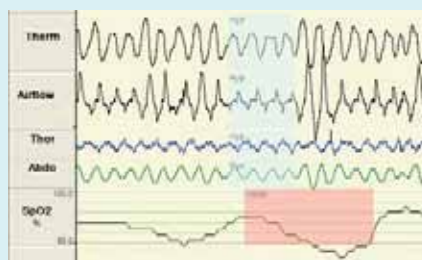
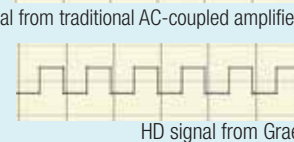
Built for improved efficiency

- Quick disconnect for increased ease of use
- Convenient Bed-side impedance checking with "Light-up-impedance"
- Labeled to current AASM guidelines
- Ideal spacing of touch-proof connectors for easy access
- Cradle can be desk or wall mounted to suit any environment

One-box, One-cable solution

- All connections are integrated
- Built-in light sensor
- Sleep-optimised oximeter
- Integrated RIP band technology
- New high sensitivity microphone
- "Calibration-free" position sensor
- A single cable to the Grael provides both power and data transmission

* This product is not for sale in the USA pending FDA Market Clearance.



Quik-Tips for Profusion PSG3



Using the Bookmarking Tool within Profusion PSG3

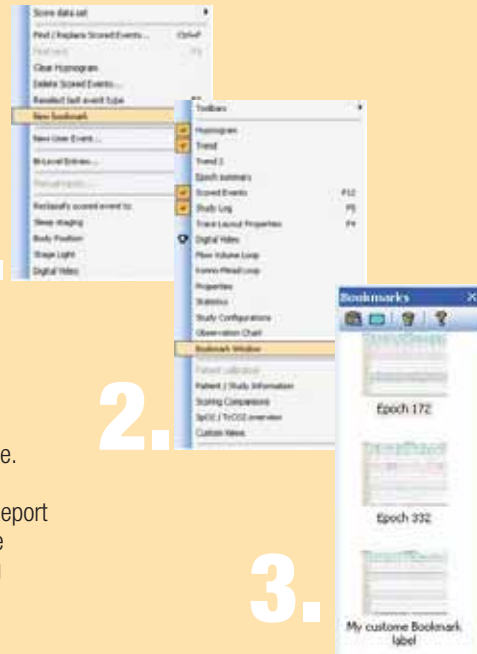
How to use it

1. Locate an area of interesting data within Profusion PSG3.
Go to the Edit menu and select "New Bookmark" or alternatively press the Control +C keys on the keyboard.

To view your Bookmarked images

1. Go to the View menu and select Bookmark Window.
Your bookmarked images should be displayed.
3. To Tag a bookmark for inclusion in the sleep study report, select a bookmark image by clicking on it. Press the "Tag/Untag Screen Capture for Reporting" icon located in the Bookmark Window menu. Tagged images will have a yellow tick in the top left hand corner of the image.

Note: For tagged Bookmark images to be included in the sleep report, the Report Templates will require the specific report field for bookmarks. Please see the Profusion PSG3 help file for more information regarding creating and editing report templates.



ABOUT COMPUMEDICS



Since 1987, Compumedics Limited has emerged as a world leader in the design, manufacture, and sales of diagnostic sleep, neurophysiology, research and transcranial Doppler systems. Compumedics' design expertise in the area of portable recorders and wireless data transmission is just one reason for our continued double digit growth in the USA year after year. Compumedics is improving people's lives through products, exceptional service and a full range of consumables and accessories brought to you by dedicated people who care.

THE COMPUMEDICS DIVISIONS *Defining Life's Signals*

Compumedics' operations consist of five divisions- each with its own product focus



CONTACT www.compumedics.com

If you would like to receive the **Compumedics Vista Update via Email**, please send your details and email address to Marketing@compumedics.com.au

Compumedics Limited, Australia: Headquarters
30-40 Flockhart Street
Abbotsford VIC 3067, Australia
Ph: +61 3 8420 7300
Fax: +61 3 8420 7399
Free Call: 1800 651 751

Compumedics USA, Limited:
6605 West WT Harris Blvd, Suite F
Charlotte, NC 28269
Toll Free: +1 877 717 3975
Ph: +1 704 749 3200
Fax: +1 704 749 3299

Compumedics Germany GmbH:
Global HQ for Compumedics DWL
Josef-Schüttler-Strasse 2
D-78224 Singen, Germany
Ph: +49 7731 79 76 9-0
Fax: +49 7731 79 76 9-99

