

Compumedics vista

COMPUMEDICS CLIENT UPDATE, ISSUE 33

over **20**
DECADES of ADVANCED
BRAIN RESEARCH

25 YEARS OF
SLEEP DIAGNOSTICS
EXCELLENCE

*Proudly Supporting The
29th International Epilepsy Congress,
Rome, Italy • 28 August - 1 September, 2011*

Introducing **CURRY^{SCAN}7^{*}** NEUROIMAGING SUITE

For more than 25 years Neuroscan has developed and provided world class tools for EEG data processing, signal analysis and multimodal neuroimaging with the core products of SCAN and CURRY software.

The **SCAN** software has served as the primary tool for EEG applications in more than 3000 labs around the world and maintains a leading position in data acquisition and processing software.

The history of the **CURRY** software is well known. Throughout the world, CURRY has the well deserved reputation as the most advanced and comprehensive tool for Multimodal Neuroimaging combining functional data such as EEG and MEG with imaging data from MRI and CT to optimize source reconstruction.

Now we are combining CURRY's strength with the acquisition and signal processing features of the SCAN software for a comprehensive EEG acquisition, data analysis, source localization and source imaging package.

This change is the new **CURRY® Neuroimaging Suite**.

CURRY Neuroimaging Suite provides a new architecture that allows for greatly expanded functions and data handling. Ease of use has been carefully considered so that you can process data with unprecedented efficiency.

Here are some of the key features:

Acquisition is enhanced with easier, more flexible, and more advanced tools for on-line data processing, with up to 512 channels and sampling rates up to 20 kHz.

Artifact Reduction for up to five types of artifact can be applied simultaneously, letting you verify the quality of the data while the subject is still connected. Artifacts include blinks, pulse artifact, MR gradient artifact, ballistocardiogram, and bad blocks. Reduction methods include Subtraction, Covariance, PCA, and ICA.

On-line averaging is enhanced, with the ability to extract both standard TTL triggered and conditional averages. Averages can be overlaid and compared directly on-line. Data processing can be applied and those optimized parameters can be saved for off-line application. When the Source Analysis license is purchased, averages can be sent directly to the module for on-line source reconstruction.

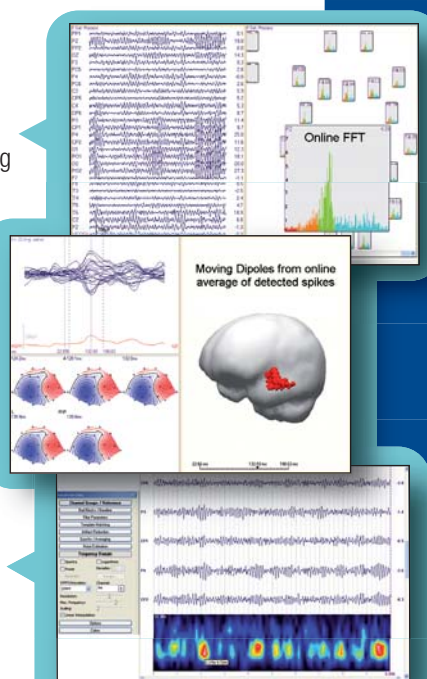
Split windows can be viewed for both continuous and averaged data. A full complement of data processing and viewing parameters can be applied to the windows independently to maximize your understanding of the data on-line.

Impedance testing is available without interrupting data acquisition, and is provided in a simple visual display with values for each electrode.

A **Workflow** feature provides a guided tool to navigate all of CURRY's features.

Frequency analysis includes STFFT and Wavelets.

***Contact your Compumedics representative for product availability and more information.**



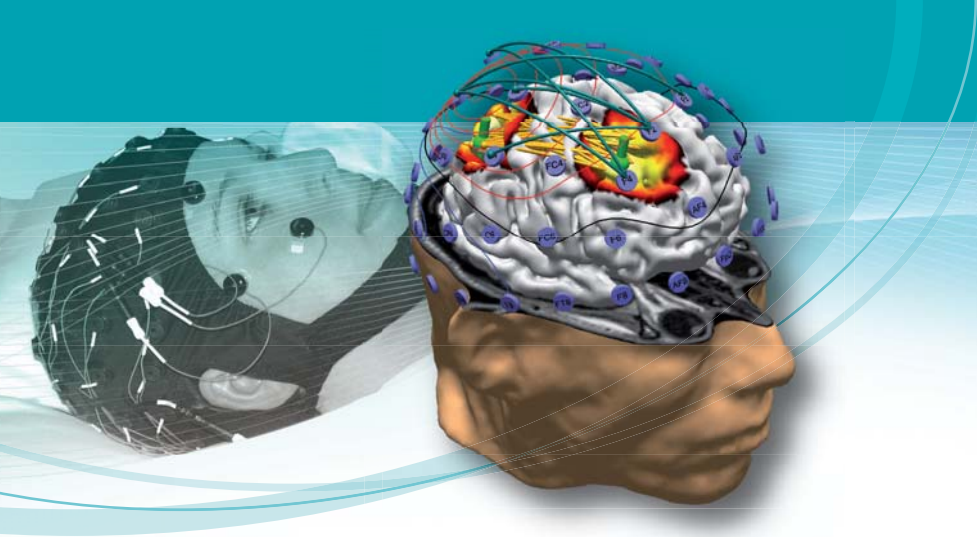
INSIDE

- Building your Neurology lab is as easy as ... 1,2,3 **2**
- Milestone EEG contract win to equip the Royal Children's Hospital, Melbourne **3**
- University Medical Center in Freiburg, Germany chooses Compumedics' new LTM EEG system, Neuvo **3**
- Compumedics wins major EEG LTM deal in the USA with Neuvo **3**
- North China distributor Bestmed, signs milestone USD 800K sales order **3**
- Events Update **4**
- The Ultimate LTM EEG Innovation **4**

Find us on:



*Distributor partner enquiries welcome.
Please email us at marketing@compumedics.com.au*



Building your Neurology lab is as easy as...

Let us show you how.

No matter what your needs are for an EEG or sleep lab, Compumedics has everything you require to build a great facility. Compumedics has the hardware and software solutions you can rely on to run your lab efficiently, effectively and reliably. In addition, Compumedics through our Neuroscan division can reliably meet all your EEG research needs.



1. Choose your hardware...

2. Choose your software...

3. Add some options...



NEW Grael HD PSG/EEG (★)

High-Definition
EEG / PSG Amplifier
for the clinical world



Neuvo LTM EEG

The Ultimate High-Density,
High-frequency
EEG System



Siesta (★)

Revolutionary PSG &
EEG Diagnostics for
a Wireless World



Safiro (★)

Diagnostic Excellence
in Ambulatory
PSG & EEG



E-Series (★)

Comprehensive,
Network-linked Amplifier
System for PSG & EEG

EMG/EP



Kegis EMG/EP

Leading the way in
Neurophysiology.

Research



SynAmpsRT

The Gold Standard
Amplifier for high-end
research.



ProFusion EEG 4

World Class Acquisition, Review &
Analysis Software for EEG.
NOW fully supported in CURRY
Source reconstruction
analysis software.



Digital video (★)

Superior capabilities with full
720 x 486 resolution at 30 frames
per second. MPEG 4 compression.



ProFusion neXus Lab

Management System (★)
Complete laboratory management
system for total patient data &
laboratory control



CURRYSCAN7 Neuroimaging Suite

World renowned, Gold Standard
software in multi-modal
neuroimaging and source
reconstruction analysis.



neXus Remote Access (★)

Get easy web or network access
to patient studies from anywhere, with
the confidence of full HIPPA compliant
data access.



neXus Scheduler (★)

Expand the power of neXus Intuitive
tools to aid in scheduling appointment
times and staff availability.



ProFusion PSG (★)

World Class Acquisition, Review
& Analysis Software for PSG.



Persyst

online and offline spike and seizure
detection - Persyst Spike and Seizure
Suite is seamlessly integrated into
ProFusion EEG.

Recording EEG in the MRI



Maglink RT

Proven, patented, data-acquisition in
the MRI. The MagLink RT system
combines the patented MR-compatible,
safe transmission system of the
Compumedics SynAmps RT amplifier,
with an enhanced version of the Scan Data
Acquisition Software suite.

★ - Supports PSG too

**Please contact your local Compumedics
representative for product availability.**

Milestone EEG contract win to equip the new & internationally acclaimed Royal Children's Hospital, Melbourne

Melbourne, Australia, March 8, 2011 - **Compumedics Limited** is pleased to announce another significant milestone by being awarded the contract to supply EEG equipment for the Neuroscience Centre at the new Royal Children's Hospital Melbourne (RCH), which opens in late 2011. Upon opening, the RCH's pediatric epilepsy / EEG facility will be the largest in the Southern Hemisphere. The contract to deliver the latest Compumedics EEG technologies includes the new Compumedics **NEUVO® LTM EEG**, **Grael®HD** and **Siesta®802 wireless** systems. The EEG systems are to be used for routine clinical EEG and surgical monitoring. This purchase represents another major milestone in Compumedics' entry into the global \$250 million LTM/Neurophysiology market.

To read the rest of this article, log on to: <http://www.compumedics.com/article.asp?p=33&a=311>



Compumedics Grael HD
High-Definition PSG/EEG

University Medical Center in Freiburg, Germany chooses Compumedics' new LTM EEG system, Neuvo®, ahead of all major international competitors.

Compumedics Limited is pleased to announce that the internationally renowned University Medical Center (UMC) in Freiburg, Germany has chosen Compumedics' recently released, long-term EEG monitoring (LTM) system, **Neuvo®** to equip its world class epileptology (epilepsy) center.

The contract is a major milestone as the Company begins to roll-out its **Neuvo® LTM** system to the approximately USD1.0bn per annum global neurological monitoring market.

UMC Freiburg is the teaching hospital within the University of Freiburg, which is considered to be one of Europe's most prestigious universities, attracting students world-wide. It is recognised as the home of some of the greatest minds, including affiliation with 19 Nobel laureates and 13 academics who have been honored, while working at the University of Freiburg, with Germany's highest research prize, the Gottfried Wilhelm Leibnitz Prize.

To read the rest of this article, log on to: <http://www.compumedics.com/article.asp?p=338a=278>

Compumedics wins another major EEG LTM deal - First major milestone achieved with entry strategy into the US (LTM) market

Compumedics USA, Inc. is pleased to announce a major milestone for its new **NEUVO® Long Term Monitoring (LTM) EEG (electroencephalography) system**. The University of South Alabama Medical Center (USAMC) in Mobile Alabama has purchased the new Compumedics **NEUVO® LTM EEG** systems for its Long Term Epilepsy Monitoring Unit. This purchase represents another major milestone in Compumedics' entry into the global \$250 million LTM/Neurophysiology market and is the first major sale in the US into this market place.

To read the rest of this article, log on to: <http://www.compumedics.com/article.asp?p=33&a=302>



Neuvo Long-term
EEG Monitoring
System

Compumedics North China distributor, Bestmed, signs milestone USD 800K sales order for latest generation sleep and EEG diagnostic solution.

Compumedics Limited is pleased to announce another significant milestone as part of the company's stated objective to expand its sales into its key target markets by two to three times, with the receipt of a \$760k (USD800k) order from Beijing Bestmed Tech Ltd (Bestmed), Compumedics' distributor to North China.

Bestmed has been Compumedics' distributor to North China for over 10 years and has significantly built the Compumedics® Chinese brand over this period of time. This enables Compumedics today to claim the position as the premier supplier of premium sleep products, which support some of the most coveted clinical and research centers of excellence across China. The current milestone sales order represents year-on-year growth of 33% and will comprise Compumedics' latest generation **Grael® PSG and EEG systems**.

To read the rest of this article, log on to: <http://www.compumedics.com/article.asp?p=33&a=317>

SEP - 11

33rd ANTA Scientific Conference	1-3 Sept	NS	Sydney, Australia
Journees Pratiques Respiration Sommeil (JPRS)	9-10 Sept	S	Montpellier, France
World Association of Sleep Medicine (WASM) & Canadian Sleep Congress (CSS)	10-15 Sept	S	Quebec City, Canada
Society for Psychophysiological Research 51st Annual Meeting	14-18 Sept	NS	Boston, USA
Fall Sleep Seminar - Washington Regional Medical Center	15-16 Sept	S	Missouri, USA
New England Polysomnography Society	15-16 Sept	S	Boston, USA
BRPT 5th Annual Symposium	22-23 Sept	S	Tennessee, USA
Missouri/Kansas (MO-KAN) Sleep Conference	22-24 Sept	S	Kansas, USA
European Respiratory Society (ERS)	24-28 Sept	S	Amsterdam, Netherlands
11th International Conf on Cognitive Neuroscience (ICON XI)	25-29 Sept	NS	Mallorca, Spain

OCT - 11

California Sleep Society	1-2 Oct	S	California, USA
14th Clinical Neurophysiology Workshop of the Aust & NZ Ass of Neurologists	2-5 Oct	NS	QLD, Australia
Australian Sleep Association (ASA)	27-29 Oct	S	Sydney, Australia

Information on Compumedics' events is available at:

www.compumedics.com

> Home > News > Upcoming Events

*All information listed here is subject to change at Compumedics discretion without notice.

Find us on:



Compumedics host Education Events - both online and face-to-face. Compumedics is committed to educating our customers.

The Ultimate Long-term EEG Innovation


neuvo™

EEG/LTM in High Definition

- High Definition 24-bit resolution
- High channel counts for depth and grid recordings
- True DC coupled inputs (DC to 3500Hz)
- Research grade for your clinical and LTM environments
- Convenient Bedside impedance checking
- Lightweight 64 Channel Jackbox for patient comfort
- Unprecedented sampling rates up to 10,000 Hz

Fully integrated digital monitoring system Control Box

Centralised system display and control unit allows connections for Strobe, Event Button, Camera, Microphone and other external devices.



Wall Configuration

Bedside control from touchscreen LCD Display

- Unique Integrated LCD Display and Control Panel
- Bedside patient information for centralised operation at your fingertips
- Convenient calibrations and impedance checking in the room

Passive Headbox

- 64-channel light-weight and compact patient worn passive jack box

Design derived from the SynAmps2 Clinical Amplifier

- Ultimate amplifier technology platform for brain research
- High speed amplifier sampling up to 10,000Hz all channels
- High channel counts up to 512 channels
- True DC amplifier (bandwidth DC to 3500Hz)
- No stimulus artifact
- Superior quality EEG with our "Active Noise Cancellation" technology
- Grid and surface recordings
- 64 referential EEG inputs per amplifier
- 4 bi-polar inputs per amplifier up to 32 per system
- Up to 8 amplifiers per system unit

Neuvo components also function perfectly with our SynAmps2 'Research' Amplifier (available for evaluation of high frequency and high sampling rates data up to 20,000Hz). Use with Neuvo software for ERP.

THE COMPUMEDICS DIVISIONS Defining Life's Signals

Compumedics' operations consist of five divisions - each with its own product focus



Compumedics Sleep
Clinical Diagnostic Systems for Sleep Disorders



Compumedics Neuroscan
World-leading Research EEG/ERP systems



Compumedics Neuroscience
for Neurophysiology Clinical Diagnostic Systems



Compumedics Neuromedical Supplies
Electrodes, sensors and Sleep laboratories and supplies for Neurology



Compumedics DWL
Ultrasound Doppler Systems

COMPUMEDICS®
'Defining Life's Signals'

CONTACT www.compumedics.com

If you would like to receive the **Compumedics Vista Update via Email**, please send your details and email address to Marketing@compumedics.com.au

Compumedics Limited, Australia:
Headquarters
30-40 Flockhart Street
Abbotsford VIC 3067, Australia
Ph: +61 3 8420 7300
Fax: +61 3 8420 7399
Free Call: 1800 651 571

Compumedics USA, Inc.:
6605 West WT Harris Blvd, Suite F
Charlotte, NC 28269
Toll Free: +1 877 717 3975
Ph: +1 704 749 3200
Fax: +1 704 749 3299

Compumedics Germany GmbH:
Global HQ for Compumedics DWL
Josef-Schüttler-Strasse 2
D-78224 Singen, Germany
Ph: +49 7731 79 76 9-0
Fax: +49 7731 79 76 9-99