

# Tools for the Scoring Technologist

## AASM V 2.0\* Compliant - Profusion Sleep4 meets the latest AASM scoring rules.

\*AASM Manual for the Scoring of Sleep and Associated Events, Version 2.0.3 (at time of release)

### Allows expanded reporting for hypopneas including:

- Hypopneas meeting the new AASM rule of a 3% desaturation or an arousal
- Hypopneas meeting the traditional Medicare rule of a 4% desaturation
- Hypopneas meeting your traditional lab rule
- New report codes allow reporting of AASM, Medicare, and/or traditional hypopneas for numeric or chronological bi-level pressure treatment.

## Totally Redesigned Ribbon Bar User Interface

The software has been redesigned to use the popular intuitive ribbon bar menu user interface, replacing the traditional menu and toolbar. Related functions are now organized in logical groups - making them easier to find.

## Drag-and-Drop Traces

Drag traces off screen to delete, drag in from a list to select. Move a trace by dragging and dropping in a new position.

## “As Recorded” Review

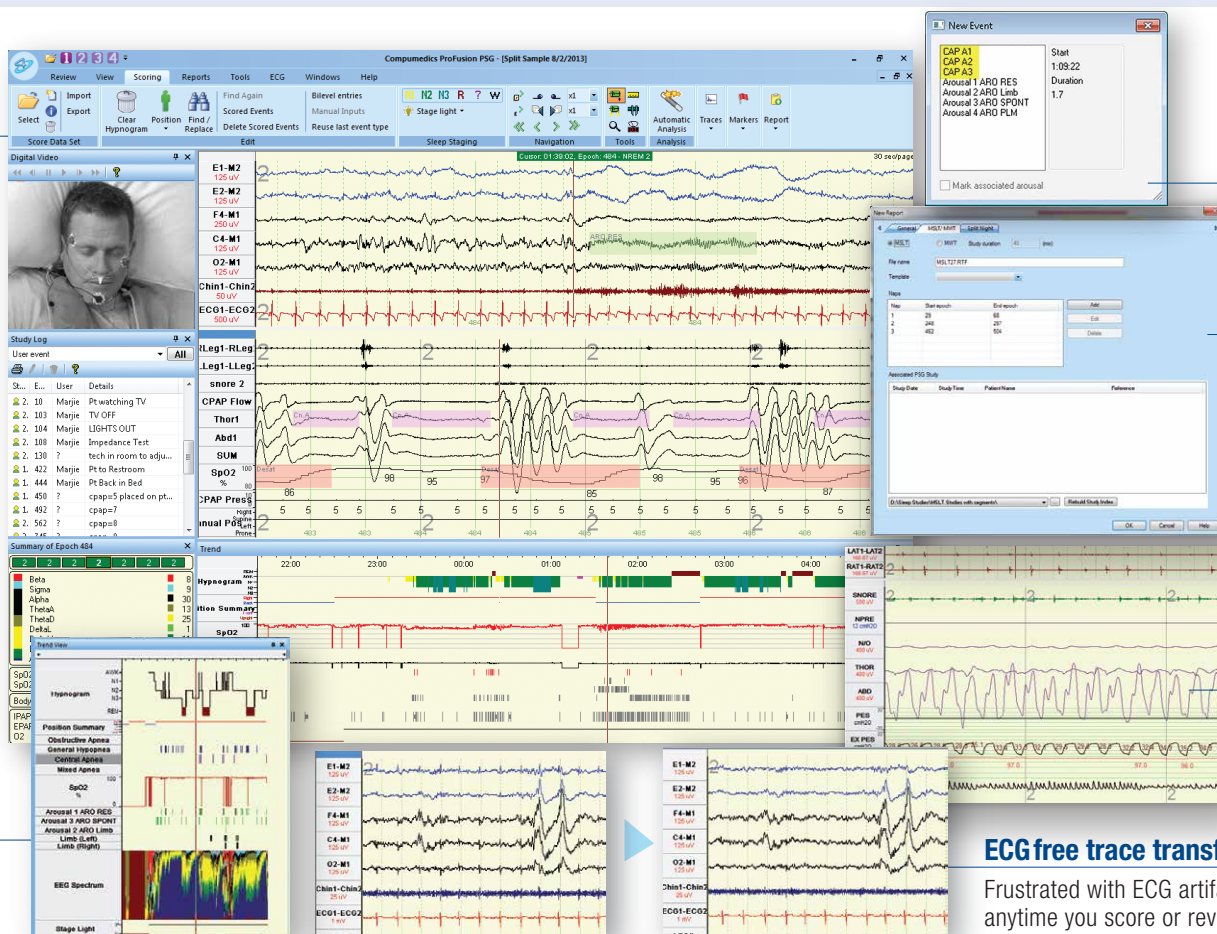
Anyone viewing the file can see it just as the recording technician did. Change any settings or open with your own personal preferences.

## Selectable Timebase

Easily review all data at the most appropriate rate. Display raw data or data trends in multiple panes with different timebases if desired.

## View Data in Context

On-screen trend data and details of the current epoch allow simple relation to the entire study.



## Cyclic Alternating Pattern (CAP) scoring and reporting

## MSLT nap times are now user configurable

Added ability to define MSLT nap periods for ease of reporting. No need to set lights on/off.

## Added analysis and reporting support for Esophageal Pressure Monitoring (Pes)

## ECG free trace transformation - (optional)

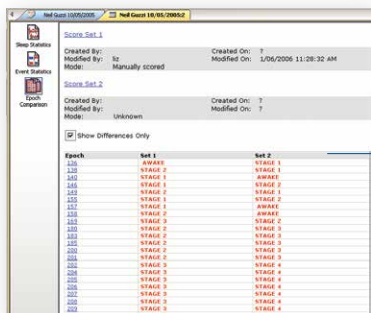
Frustrated with ECG artifact? **ECGfree** is now available anytime you score or review.

Turn this

To this ... with ECG free

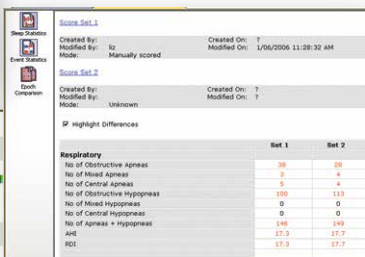
## Tools for the Scoring Technologist

**AASM V 2.0\* Compliant** - Profusion Sleep4 meets the latest AASM scoring rules.



### Staging and Event Scoring Comparison

Correlate different staff member results, including epoch-by-epoch review.



### Summary Statistics

See the results as you score. Dynamic on-screen display including sleep architecture, respiratory events, arousals and limb movements.

Staging Summary			
Total Recording Time (min)	501.4	Time Available for Sleep (min)	501.0
Number of Awakenings	8	Total Sleep Time	7:15.0
Wakeup Time After Sleep Onset (min)	65.5	Sleep Efficiency (%)	86.8
Sleep Onset Latency (min)	0.5	Stage REM Latency (min)	231.0

Respiratory Events Summary			
	REM	NREM	Sleep
Apneas	1	155	156
Hypopneas	0	2	2
Apneas + Hypopneas	1	157	158
Duration in Apnea (min)	0.4	81.3	81.7
Duration in Hypopnea (min)	0.0	1.0	1.0
Duration in Apnea + Hypopnea (min)	0.4	82.3	82.7
RDI	0.4	32.8	21.8

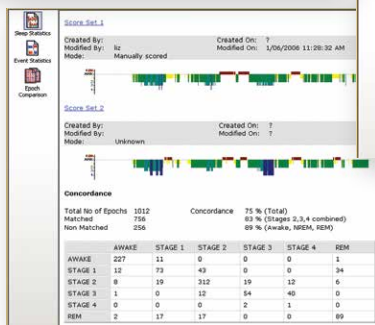
Longest Apnea	96.7
Longest Hypopnea	37.5
Largest SpO2 Desaturation	15

### Enhanced My Workspace

Now recording and reviewing staff can have four individualized workspaces each to customize their views and the ability to return to a default workspace when needed.

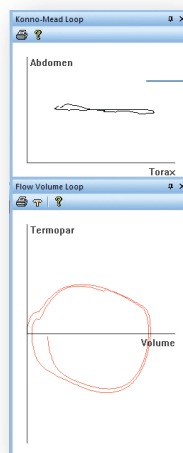
### ECG-HRV Analysis (optional)

Everything a cardiologist would expect from a typical Holter ECG. Full ECG analysis, arrhythmia detection, ST segment analysis, heart rate variability, editable templates and more. A great tool to investigate the association between ECG statistics and respiratory events.



### Support for High-Definition Video Cameras Fully Synchronized High Definition Digital Video/Audio Recording

Helpful when studying patients with REM Behavior Disorder. Quick and easy video editing tools let you keep just the selected sections and discard the rest.

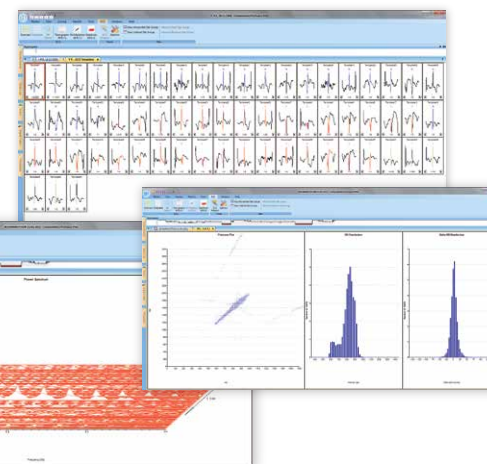


### Konno-Mead Loops

Visual breathing analysis tool. Identify periods with increased work of breathing or paradoxical breathing.

### Flow Volume Loops

The easiest way to monitor upper airway resistance.



\*AASM Manual for the Scoring of Sleep and Associated Events, Version 2.0.3 (at time of release)

All specifications are subject to change without notice. Please contact your Compumedics representative for latest technical information, pricing and product availability. Compumedics profusion is a trademark of Compumedics, COMPUMEDICS and the Compumedics logo are all registered trademarks of Compumedics.



For more information on any of our products or services please visit us on the web at:  
**www.compumedics.com**

**Compumedics Limited, Australia (HQ):**  
30-40 Flockhart Street  
Abbotsford VIC 3067, Australia  
Tel: +61 3 8420 7300  
Fax: +61 3 8420 7399  
Free Call: 1800 651 751

**Compumedics USA, Inc.**  
6605 West WT Harris Blvd, Suite F  
Charlotte, NC 28269  
Toll Free: +1 877 717 3975  
Tel: +1 704 749 3200  
Fax: +1 704 749 3299

**Compumedics Germany GmbH:**  
Global HQ for Compumedics DWL  
Josef-Schüttler-Strasse 2  
D-78224 Singen, Germany  
Tel: +49 7731 79 76 9-0  
Fax: +49 7731 79 76 9-99

